



VINTAGE STYLE

Ultra-matt coatings

verniciριοverde.it

VINTAGE STYLE

Ultra-matt coatings

Shabby Chic effect 04

Stripped effect 10

Patina effect 14

Ethnic effect 18


Effects and colours 23

The colours combinations of the following pages
just represent one proposal among the endless
possibilities offered by Rio Verde coatings range.


SHABBY CHIC EFFECT

ROMANTIC

RB 1190
milkshake



RB 1290
hazel



RB 1390
vanilla



RB 1490
coconut



RB 1590
mintgreen




RB 1690
aniseed



RB 1890
truffle



RB 1990
marzipan



SHABBY CHIC EFFECT

CONTEMPORARY

RB 1090
dark cherry



RB 1290
hazel



RB 1490
coconut



RB 1790
juniper




RB 1890
truffle




RB 1990
marzipan



Spread the base colour and let it dry off. Apply the wax on the desired points, preferably on protrusions. Apply the contrasting colour. Let it dry off. Remove with scotch brite the upper layer of the coating where the wax was applied. To ensure a better protection, spread a coat of Rio Verde natural decorative oil.



truffle
dark cherry



truffle
hazel




truffle
coconut




hazel
juniper



coconut
truffle



truffle
marzipan



new chic
old fashioned
memories
iconic




STRIPPED EFFECT

RB 1090
dark cherry



RB 1290
hazel



RB 1490
coconut



RB 1790
juniper



RB 1890
truffle




RB 1990
marzipan

Rub the object with a metal brush, following the wood grain. This operation will allow the soft part of the support to be removed. Spread the colour and let it dry off. Sand with 150 grit sand paper. Spread two coats of Rio Verde natural decorative oil.




dark cherry



hazel



coconut



juniper




truffle



marzipan



PATINA EFFECT



Spread the base colour and let it dry off.
Dip a soft cloth in a pinch of contrasting colour.
Spread the coating in order to obtain a patchy
glazing. Let it dry off. To ensure a better
protection spread a coat of Rio Verde natural
decorative oil.






raw materials
loft living
industrial look
shades

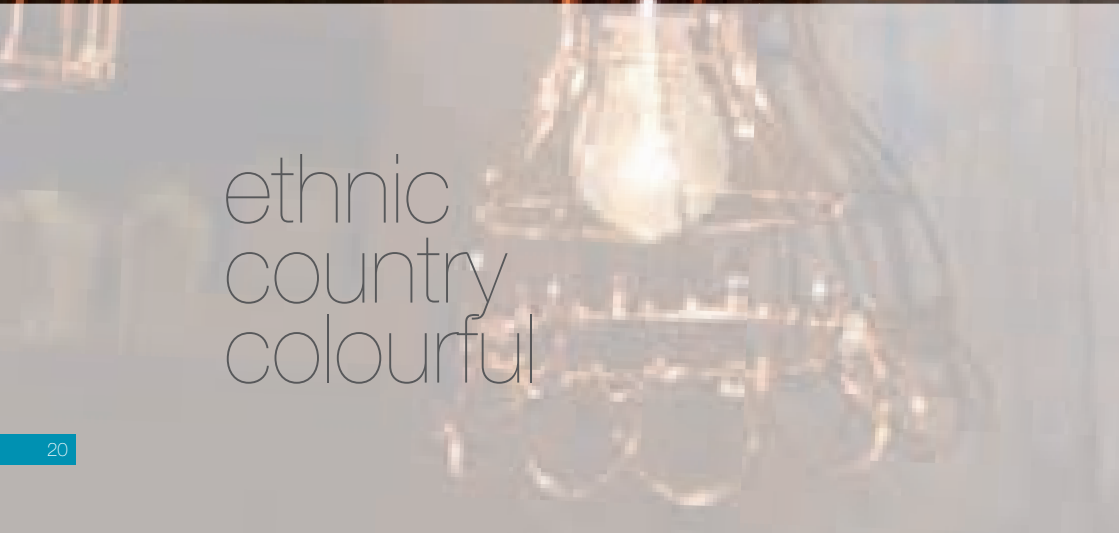


ETHNIC EFFECT



Spread two colours here and there. Fill the empty spaces with a coloured impregnating stain, preferably of walnut colour. Spread the coatings simultaneously with a soft cloth. Let it dry off. Spread two coats of Rio Verde natural decorative oil.





ethnic
country
colourful



Soft Refined Tasty


The unique vintage flavour.
They can be freely blended. Vintage
style effects of Rio Verde coatings
give personality to every location.

EFFECTS

SHABBY CHIC EFFECT

The big classic never stops to amaze.

The shabby chic effect gives
romantic suggestions or jumps
into the contemporary style.




STRIPPED EFFECT

The wood re-emerges.

The stripped effect defines the wood
grain through the desired tone.

The colour plays with the matter.



PATINA EFFECT

The delicacy of the antique effect.

The patina effect veils the wood
with impalpable shades. The colours
find themselves, blend and get lost.




ETHNIC EFFECT

The three-tone game.

The ethnic effect is a feelings tracery.

The stratification of more tones,
which are eroded by the time.






Vintage Prestige coatings propose trendy shades


The tones of the past talking
to the modernity.
The timeless pastel colours travel
next to the contemporary colours.
The possible tracteries are endless,
in a creative game of extreme furniture
customization.

COLOURS

RB 1090
dark cherry




RB 1190
milkshake



RB 1290
hazel




RB 1390
vanilla



RB 1490
coconut



RB 1590
mintgreen



RB 1690
aniseed



RB 1790
juniper



RB 1890
truffle



RB 1990
marzipan












ROMANTIC

SHABBY CHIC
EFFECT
light

SHABBY CHIC
EFFECT
shadow

STRIPPED
EFFECT




















CONTEMPORARY

SHABBY CHIC
EFFECT

STRIPPED
EFFECT

PATINA
EFFECT

ETHNIC
EFFECT



*The colours represented in the sheets are purely as a reference
and they can vary according to the type of wood and the application method.*

The samples here represented were realised on fir wood.

www.vernicirioverde.it



Rio Verde is a trademark of Renner Italia

Via Ronchi Inferiore, 34 - 40061 Minerbio (BO) Italia

T. +39 051 6618 211 F. +39 051 6606 312

www.renneritalia.com

